



LIFESTYLETFL™
WHERE TRENDS MEET TIMELESS




Introducing our captivating collection of LIFESTYLE TFL™ - a carefully curated series of products that redefine the sensory experience. Each piece within this textured collection has been meticulously chosen for its unique textures that not only tantalize the fingertips but also elevate the overall aesthetic.


Imagine running your hands across the intricate patterns of our **harmony** texture, feeling the gentle ridges and valleys that bring the designs to life. Picture the velvety softness of our **supermatte** texture inviting you to a sense of relaxation and tranquility. The weathered, time-worn patina of our **tundra** texture adds a touch of nostalgia to your everyday life.

Each piece has been thoughtfully designed to not only be visually appealing but to also engage your senses in a way that creates a memorable and immersive experience. Our LIFESTYLE TFL™ collection transforms ordinary rooms into sensory sanctuaries, inviting you to explore and appreciate the rich diversity of textures that the world of design has to offer.


Whether you're seeking to add a touch of opulence to your living room or a dash of coziness to your bedroom, this collection is a symphony of tactile delights that will undoubtedly make a statement in your home. Indulge in the pleasures of touch and sight with our LIFESTYLE TFL™ collection - where style and sensation harmoniously converge.



HARMONY



SUPERMATTE



TUNDRA

HARMONY

Harmony texture is a conceptual wood texture that encapsulates a sense of balance, unity, and tranquility. The grain patterns on the wood's surface interweave gracefully, forming an intricate dance of lines and curves that are soothing to the eye.

HARMONY TEXTURE



SP 493 ROVERE MODERNO

Rovere Moderno is a balanced blend of warm and cool tones. Imagine a brown that is neither too warm nor too cool, creating a sense of neutrality that can adapt to various color palettes. The texture of Rovere Moderno features a smoother and more consistent grain pattern compared to traditional oak. This texture enhances its modern appeal, offering a clean and understated elegance that suits contemporary interior design.




SP 498 PERUVIAN WALNUT

Peruvian Walnut is a deep and elegant dark brown with chocolate undertones. The color of Peruvian Walnut will vary in intensity, ranging from medium to dark brown. Its deep hue adds a sense of depth and opulence to furniture and interior design elements. Think about how this woodgrain could be used to create a sense of luxury and timelessness in interior design, whether it's a classic wooden desk, a bookshelf, or a stunning statement piece.

SUPERMATTE

Supermatte texture boasts a velvety-smooth surface with an ultra-low sheen finish. It is characterized by its lack of glossy reflections, creating a muted, matte appearance. The texture is consistent across the panel, presenting a sleek and uniform visual profile.

SUPERMATTE TEXTURE




SP 504 ICY BLUE

Icy Blue is a cool and refreshing shade of blue that embodies the serene beauty of winter landscapes and conveys a sense of purity and tranquility. Icy Blue could be envisioned as a light and almost ethereal blue, similar to the soft pastel blue of a clear winter sky or the pale blue of ice crystals. This color is often associated with a sense of calmness and tranquility, much like the quiet stillness of a snow-covered scene.




SP 501 MYSTIQUE

Mystique is a shade of blue that evokes a sense of mystery, depth, and intrigue. It is a deep and rich blue tone with subtle variations and undertones, giving it a captivating and enigmatic quality. This color could be associated with the unknown, the night sky, or deep waters, enhancing its mystique.




SP 505 ICY GREEN

Icy Green is a soothing and refreshing shade of green that embodies the quiet beauty of frozen landscapes and conveys a sense of serenity and renewal. It's a cool and calming hue that often evokes feelings of freshness, coldness, and a sense of peacefulness. Icy Green is a color that captures the tranquility of nature in its quietest and most serene moments.




SP 506 MOUNTAIN SAGE

Mountain Sage is a color that reflects the harmony and resilience of nature in mountainous areas, embodying a sense of calmness, authenticity, and a connection to the outdoors. Mountain Sage captures that resilient and soothing character, making it a suitable choice for creating a calming and grounded atmosphere in various design applications.



SP 502 JADE

Jade is a color that draws its inspiration from the precious gemstone of the same name. It is often associated with qualities of elegance, serenity, and natural beauty. Imagine a lush and vibrant shade of green that is neither too bright nor too muted, striking a harmonious balance between the two. Jade green is often associated with growth, renewal, and balance, making it a popular choice in various design contexts, from fashion to interior decor.



SP 503 DUCHESS

Duchess is a green that embodies the essence of royalty and sophistication. This shade of green is bold and striking, yet still maintains an air of subtlety and refinement. Duchess leans toward a darker spectrum of green, exuding a sense of depth and richness. Picture a shade that conveys both power and grace, much like the aura of a duchess herself.



SP 500 TYBEE OAK NATURAL

Tybee Oak Natural is a balanced blend of golden and brown tones, reminiscent of the hues found in oak wood. The texture of Tybee Oak Natural typically mirrors the distinctive grain pattern of oak wood, showcasing elegant and flowing lines, knots, and other natural characteristics. This texture adds depth and character to the wood's appearance. This woodgrain creates a sense of warmth and comfort in interior spaces and exudes a sense of tradition and authenticity.



SP 499 TYBEE OAK WHITE

Tybee Oak White is a light and airy wood finish that combines the appearance of oak wood with a white or whitewashed effect. Tybee Oak White features a fine grain pattern with a gentle distressed appearance. This texture could evoke the charm of weathered wood, adding to the wood's character and enhancing the overall aesthetic. Consider how this woodgrain could be used to create a light and welcoming ambiance in interior design, offering a sense of coastal chic or shabby elegance that pairs well with various design styles.

TUNDRA

Tundra texture is a visual and tactile ode to the Arctic wilderness. The surface of the wood is characterized by pronounced grain patterns that mimic the sweeping lines of windblown snow and the contours of frozen earth.

TUNDRA TEXTURE



SP 497 NOCE BIANCA

Noce Bianca is a light and airy wood finish that captures the essence of walnut wood with a soft, whitewashed appearance. Imagine a woodgrain that carries a pale, almost grayish hue with subtle undertones of warm beige or taupe. Noce Bianca evokes a sense of freshness and simplicity, much like the feeling of sunlight filtering through leaves in a tranquil woodland setting. This woodgrain is designed to exude a sense of lightness and contemporary elegance. Think about how this woodgrain could be used to create a calming and airy atmosphere in interior design, offering a sense of purity and natural elegance while retaining a sense of warmth and comfort.



SP 496 NOCE CHIARO

Noce Chiaro is a pale and subtle gray with undertones of warmth. Imagine a gray that carries a delicate hint of beige or taupe, creating a soft and inviting woodgrain appearance that still retains the essence of natural wood. The texture of Noce Chiaro features fine lines and subtle variations in color, capturing the essence of a wood's natural grain pattern. It's a texture that adds depth and character to the wood's appearance. Think about how this woodgrain might be used to create a calming and neutral backdrop in interior design, offering a sense of elegance and sophistication while maintaining a connection to the natural world.



SP 495 NOCE GRIGIA

Noce Grigia is a sophisticated blend of gray and brown tones. It's designed to capture the natural beauty of walnut wood while infusing it with a muted and contemporary gray hue. It exhibits a delicate interplay between warm and cool tones, creating a sense of balance and versatility. Imagine a gray-brown color that is soft and muted, resembling the weathered look of wood that has aged gracefully. It's a woodgrain that can seamlessly integrate with contemporary and minimalist design styles, offering a touch of sophistication and a connection to nature.

Order **LIFESTYLE TFL™** samples online
Visit www.specialtylaminates.com

**SP 494 NOCE NATURALE**

Noce Naturale is a rich and warm brown with deep undertones. It's designed to capture the natural beauty of walnut wood, which often exhibits a range of colors from light to dark brown. The texture of Noce Naturale typically mirrors the unique grain pattern of walnut wood. It showcases elegant and flowing lines, knots, and other natural imperfections that add to the wood's charm. It's a woodgrain that can add a touch of elegance and timeless beauty to various design contexts, from traditional to contemporary.

**SP 491 NOCE AMERICANO**

Noce Americano carries a mixture of lighter and darker shades within the brown spectrum, creating a sense of depth and complexity. It is often characterized by fine lines and subtle variations in color, mirroring the natural grain pattern of walnut wood. Picture the warmth and inviting feel of a room adorned with Noce Americano woodgrain furnishings, where the natural beauty of wood combines with a sense of refinement and timelessness. It's a color and texture that can add a touch of luxury and comfort to various design settings.

**SP 492 MELA ROSA**

Mela Rosa is a warm and inviting light brown with distinct oak-like features. It often carries a mix of golden and honeyed tones, creating a sense of warmth and natural beauty. Picture a room adorned with Mela Rosa woodgrain furnishings, where the combination of the wood's texture and color evokes a feeling of coziness and timeless appeal. It's a woodgrain that can add a touch of rustic elegance and a connection to nature to various design settings, from traditional to modern.

TFL SUBSTRATES



SPECLAM™ SPECIALTY LAMINATES

SpecLAM Thermally Fused Laminate features a smooth and even surface, providing a stable foundation for various finishes. Its homogenous composition helps minimize the risk of warping, bowing, or splitting, ensuring reliable performance over time.



SPECGREEN™ SPECIALTY LAMINATES

SpecGreen Thermally Fused Laminate is crafted using carefully selected sustainable materials. These materials might include recycled wood fibers, renewable resources, or low-emission adhesives, reducing the panel's environmental footprint and conserving valuable resources.



SPECPLY™ SPECIALTY LAMINATES

SpecPly Thermally Fused Laminate panels are crafted from high-quality wood veneers sourced from sustainable forests. The veneers are carefully selected for their uniformity, strength, and durability, ensuring consistent performance.



SPECMDF™ SPECIALTY LAMINATES

SpecMDF Thermally Fused Laminate panels are meticulously engineered to provide a versatile and reliable solution for various applications. They can be machined, shaped, and routed with ease, allowing for detailed and intricate design elements.



PVC EDGEBOARDING

CODE	NAME	FINISH	EDGEBOARD CODE
SP 493	Rovere Moderno	Harmony	WPL11423
SP 498	Peruvian Walnut	Harmony	WPL11429
SP 504	Icy Blue	Supermatte	SX9901-5
SP 501	Mystique	Supermatte	SX9868-5
SP 505	Icy Green	Supermatte	SX11432-5
SP 506	Mountain Sage	Supermatte	SX9908-5
SP 502	Jade	Supermatte	SX10043-5
SP 503	Duchess	Supermatte	SX10044-5
SP 500	Tybee Oak Natural	Supermatte	WX11431-5
SP 499	Tybee Oak White	Supermatte	WX11430-5
SP 497	Noce Bianca	Tundra	W2L11427
SP 496	Noce Chiaro	Tundra	W2L11426
SP 495	Noce Grigia	Tundra	W2L11425
SP 494	Noce Naturale	Tundra	W2L11424
SP 491	Noce Americano	Tundra	W2L11421
SP 492	Mela Rosa	Tundra	W2L11422





HEAD OFFICE

SPECIALTY LAMINATES MFG. LTD

EAST BLDG, BAY B

4441 76 AVE SE

CALGARY, AB T2C 2G8

O: 403 273 3800

SPECIALTY LAMINATES USA

Specialty Laminates USA Inc

1730 West 5th Ave

Eugene, OR USA

97402

O: 541 343 5383



LIFESTYLETFLTM
WHERE TRENDS MEET TIMELESS

